



CAMPANION

Camper Photos & Emails on your phone any time

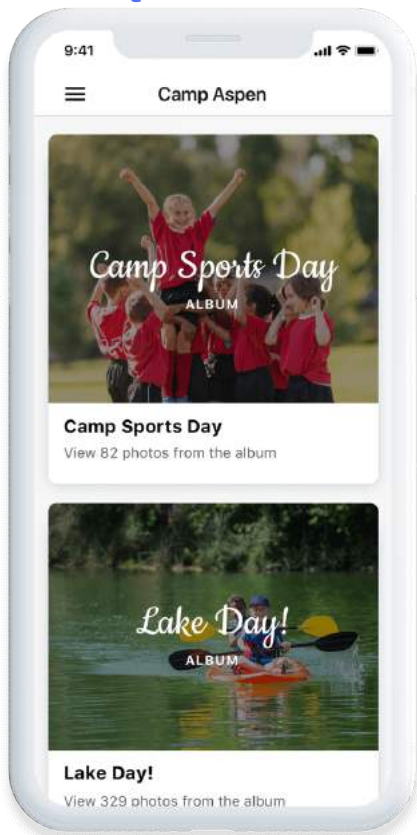
How to Setup Campanion:

1. Download Campanion from the APP STORE
2. Use your Camper Account login info to open the app
3. Follow the opening instructions and take a photo of your camper

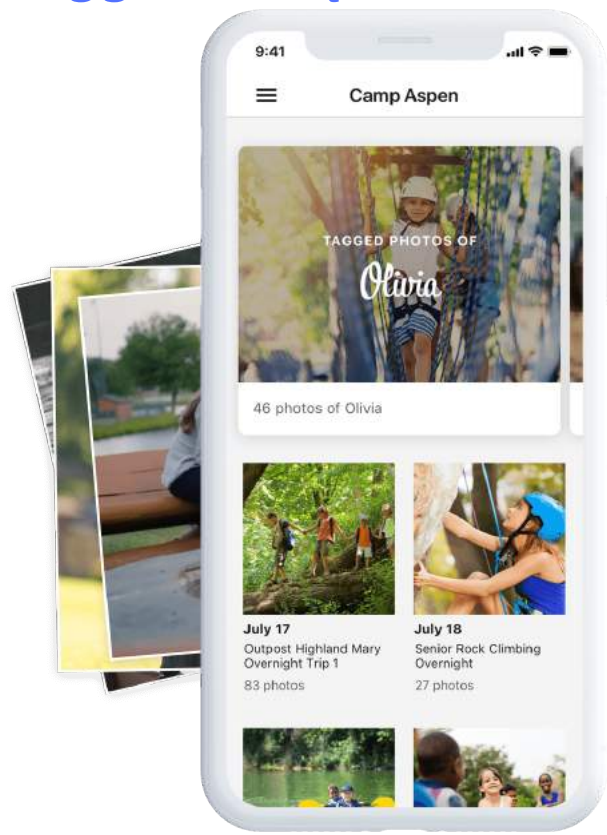
What Campanion Does:

1. Creates photo albums of all the photos uploaded each day
 2. Once a camper's photo has been setup, Campanion uses Face Finder software to notify you when a new photo of your camper has been uploaded
- *Face Finder is optional unless you want to be notified when your camper has a new photo upload and tagged in the system*

Sample Album



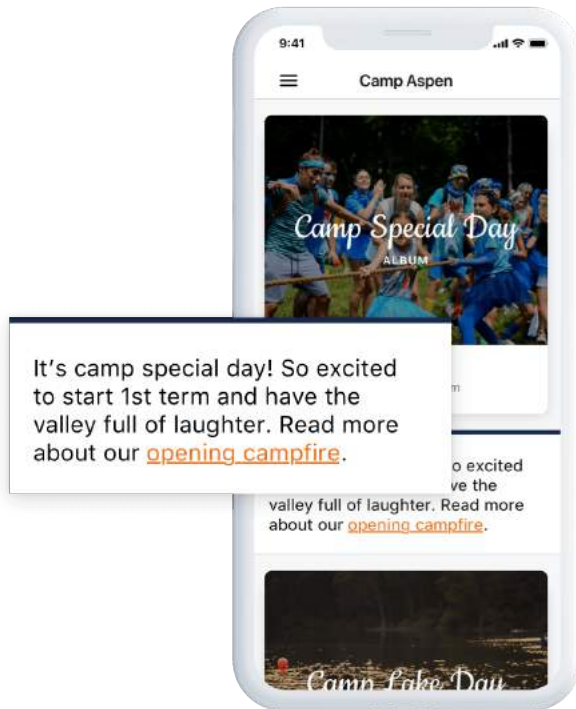
Tagged Campers Photo



What Campanion Does continued:

3. Receive short messages from the Camp Director about events at camp
4. Instantly share photos with friends and family or social media
5. Receive notifications for new emails and email your camper from Campanion

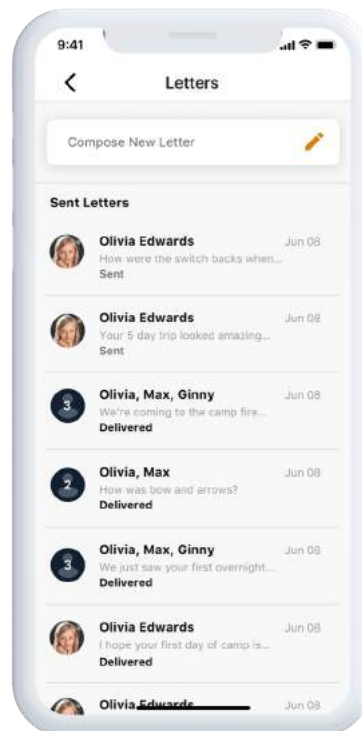
Director's Message



Easily Share Photos



Email Notifications & Compose New Emails



For more information visit <https://campanionapp.com/support/faq/> OR
For assistance call CampMinder Support at 303-444-2267